



FMAMP300-R4

300 W - FM Amplifier

Designed for FM radio transposers and transmitters, this amplifier incorporates microstrip technology and LDMOS device to enhance ruggedness and reliability.

87.5 ÷ 108 MHz

48 Volts

Input/Output 50 Ohm/50 Ohm

P_{out} : 300 W min

I_{quiescent} 50mA

Gain : 23 dB typ

Class B

Devices: MRF6V2300NBR1 or equivalent

Configuration Single End

Connectorized version available on request



ABSOLUTE MAXIMUM RATINGS (Device Flange T = 70 °C)

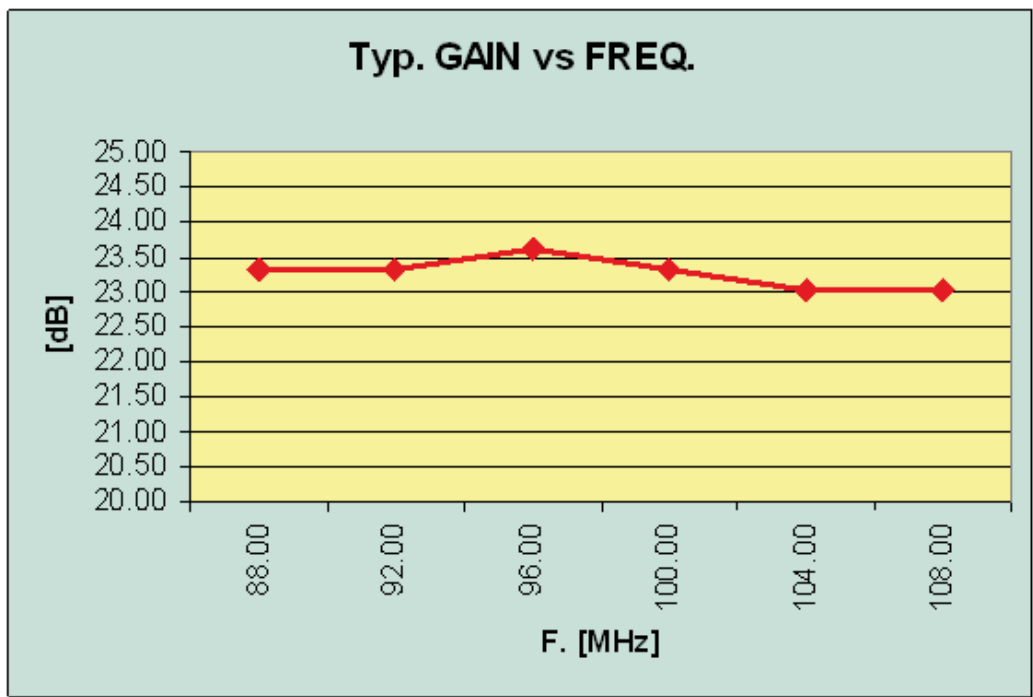
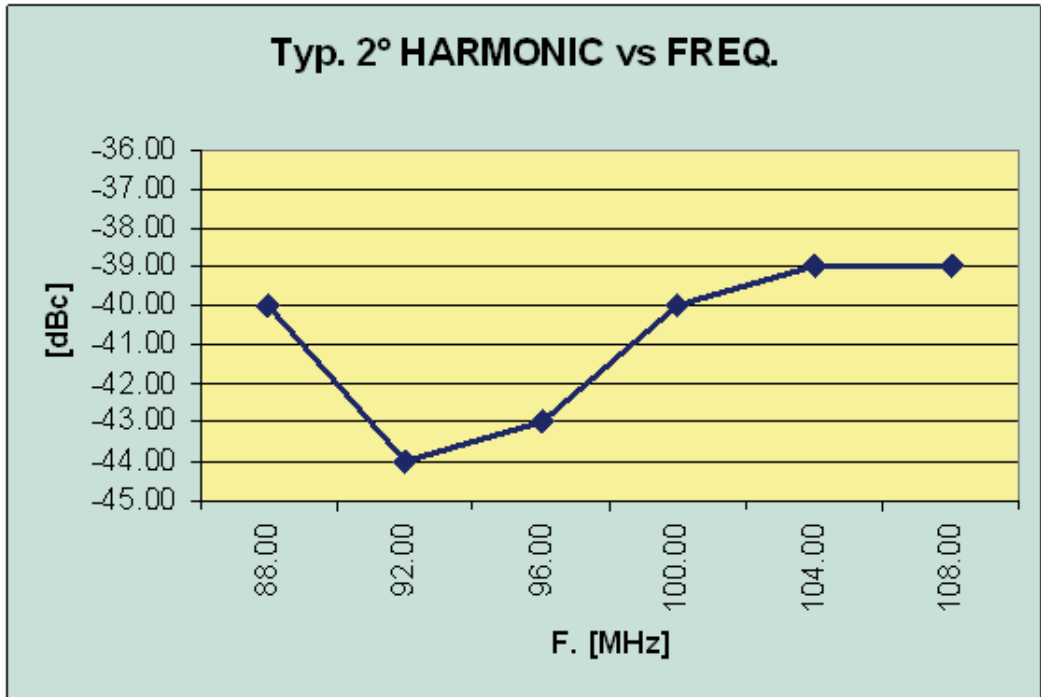
Symbol	Parameter	Value	Unit
V _S	Drain Voltage Supply	50	V dc
I _S	Supply Current	12	A dc
VSWR	Load Mismatch (all phase angles, T _c =40°C, I _d =10A)	3:1	
T _{stg}	Storage Temperature Range	-30 + 100	°C
T _c	Operating Temperature	-10 +60	°C

ELECTRICAL SPECIFICATIONS (Base Plate T. = 45 °C, 50 Ohm loaded, V_d = 48 V)

ELECTRICAL CHARACTERISTICS				
Characteristics	Min	Typ.	Max	Unit
Operating Frequency Range	87.5		108	MHz
Fundamental Output Power	300			W
Power Input		1.4	2.5	W
Power Gain (300W output)	21.5	23		dB
I Drain		8.2	9	A
Collector Efficiency (Load 50)	70	78		%
Input VSWR		1.3:1	1.7:1	
Insertion Phase Variation (Unit to Unit)		±10		Degrees
Power Gain Variation (Unit to Unit)		±1		dB
F2 Second Harmonic	-35	-40		dB
F3 Third Harmonic		-40		dB



FMAMP300-R4



PHYSICAL LAYOUT AND HEATSINK MOUNTING/HARDWARE

1. HEATSINK TOOLING

- Planarity: typical value 0.8μ
- Roughness: better than 0.03 mm

2. THERMAL COMPOUND

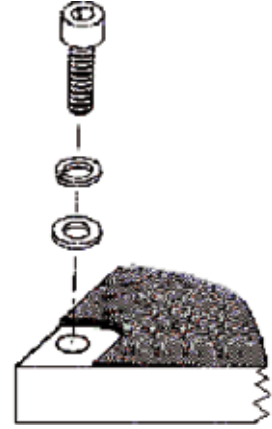
- Paste with silicones
- Thickness: optimum between 0.06 mm and 0.15 mm, on the whole back surface of the amplifier.

3. SCREWS

- M3 hexagon socket head cap screws or equivalent.
- The recommended Torque is 0.6 N-m for M3 or 4-40 type screws as indicated on Freescale Semiconductor Application Note AN3263 Rev. 0.
- The screw tightening must be done at ambient temperature.

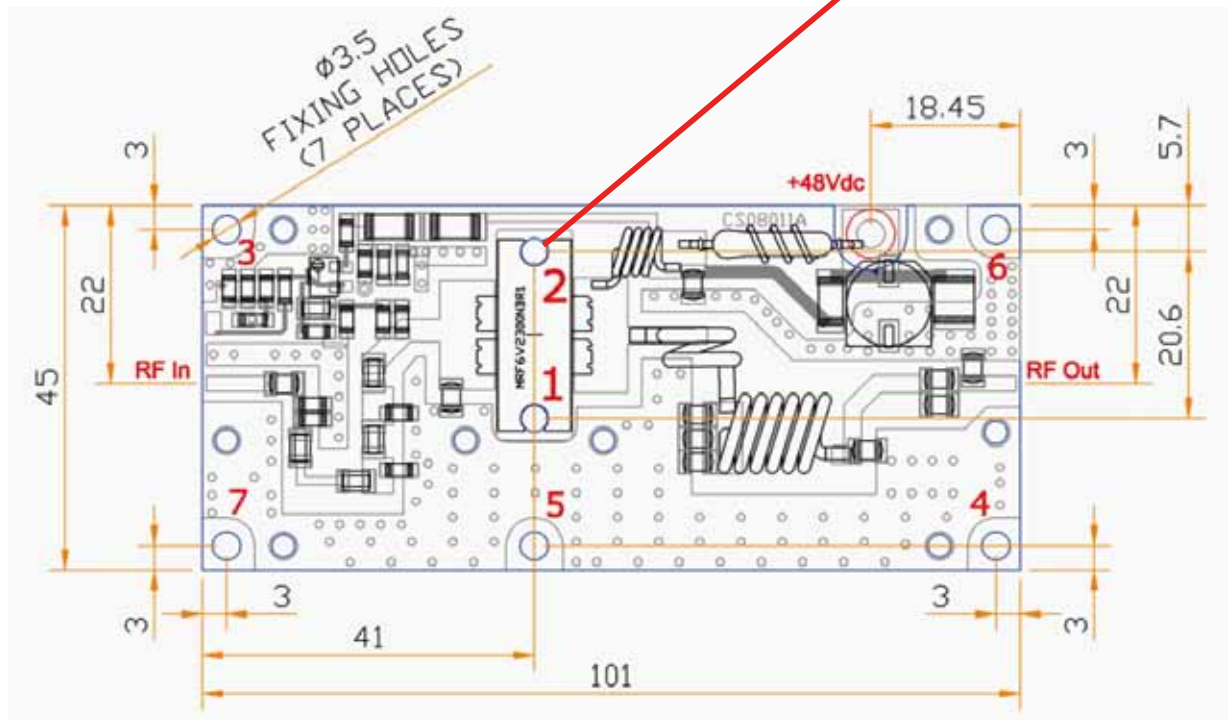
4. TIGHTENING ORDER

- See next figure:



WARNING: when mounting this mechanical component, please add thermal compound between its bottom part and the device surface, as described in point 2 of this paragraph.

NOTE: ensure a minimum air flow on the components surface of the pallet.





FMAMP300-R4

IMPORTANT NOTICE

ONAIR RESERVE THE RIGHT TO MAKE CHANGES TO THE PRODUCT(S) OR INFORMATION CONTAINED HEREIN WITHOUT NOTICE. ONAIR ASSUMES NO RESPONSIBILITY FOR ANY ERRORS WHICH MAY APPEAR IN THIS DOCUMENT.

WARRANTY INFORMATION APPLICABLE TO THE PRODUCT IDENTIFIED HEREIN IS AVAILABLE UPON REQUEST. NOTHING CONTAINED HEREIN SHALL CONSTITUTE A WARRANTY, REPRESENTATION OR GUARANTEE OF ANY KIND. ONAIR EXPRESSLY DISCLAIMS ALL OTHER WARRANTIES, EXPRESS AND/OR IMPLIED INCLUDING BUT NOT LIMITED TO WARRANTIES OF MERCHANTABILITY, AND OF FITNESS FOR A PARTICULAR PURPOSE, USE OR APPLICATION.

No part of this document may be copied or reproduced in any form or by any means without the prior written consent of ONAIR.

WARNING

ONAIR PRODUCTS ARE NOT INTENDED FOR USE IN LIFE SUPPORT APPLIANCES, DEVICES OR SYSTEMS. USE OF ONAIR PRODUCT IN ANY SUCH APPLICATION WITHOUT WRITTEN CONSENT IS PROHIBITED.