



UA80-R

20Wrms DVB-T Amplifier

UA80-R is a full LD-MOS Broadcast Power Amplifier designed for both digital and analog applications. The unit is the state of the art in terms of easy assembly, reliability and performances. The complete unit can assure the compliance to all relevant international standards.

- Full LD-MOS Power Amplifier
- 20Wrms Out DVB-T
- DTV (8 VSB): 35Wrms
- BroadBand (470-950 MHz)
- Designed for SKD sales
- Internal cabling free
- Easy maintenance without special tools
- RS232-RS485 interface
- Control software included
- Extremely strong mechanical structure

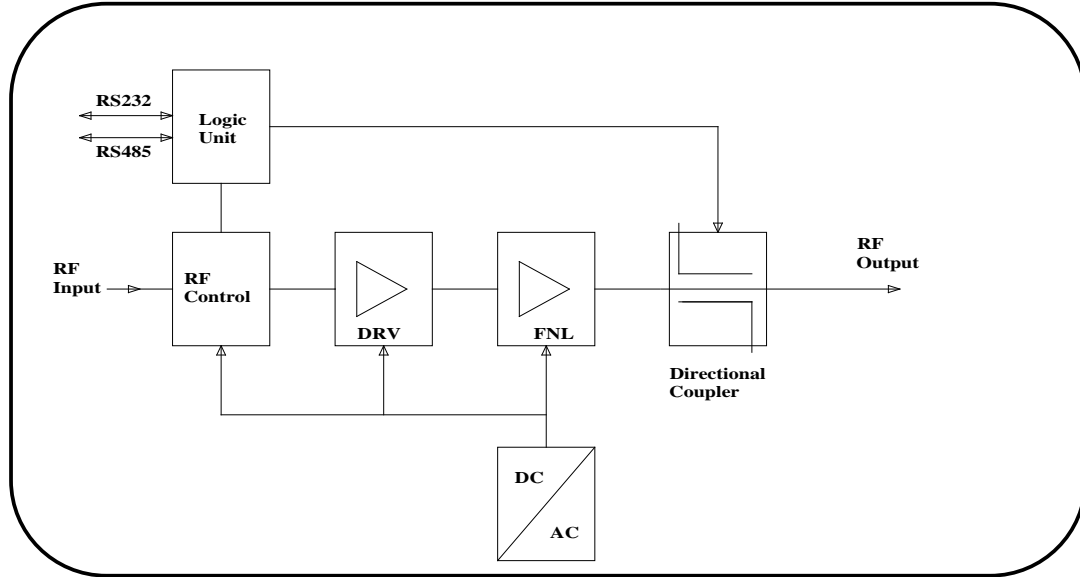


Electrical Data

Voltage Supply	88 to 240Vac
Power Consumption	330W @20Wrms DVB-T @650MHz (typ.)
Current Consumption	1.5 A max @ 220 V digital application
Operating Temperature	0 to +45 °C
Humidity	Up to 90% (non condensing)
Gain	46dB nom. ±2dB (fine ADJ available)
Gain Stability	0 to 45 deg. +/-0.5dB[1]
Power Out (@1dB compression)	Min. 60W (Typ. 80W)
Input Return Loss	Min. -16dB (Typ. -20dB)
Output Return Loss	Min. -16dB (Typ. -20dB)
Load Mismatch (CW 30W F ₀ 950MHz VSWR=2:1)	No degradation
P _{out} DVB-T	20Wrms shoulder < -36dBc (with precorrection)
DTV (8 VSB)	35Wrms
P _{out} PEP	50W IMD < -27 dBc

Mechanical data and Interfaces

Dimensions	19" 3HU std 400mm depth[2]
Weight	12 Kg.
RF in	N connector rear panel
RF out	N connector rear panel
RF mon	SMA connector rear panel
RS232	D 9 poles front and rear panel
RS485	D 9 poles rear panel
Local Enable	Switch front panel Two-pole connector rear panel



Remote control

Enable[1]	RF Enable ON/Stand By
GAIN (option)	Gain setting

Readable data by remote computer or Control Logic Unit (through RS232/RS485)

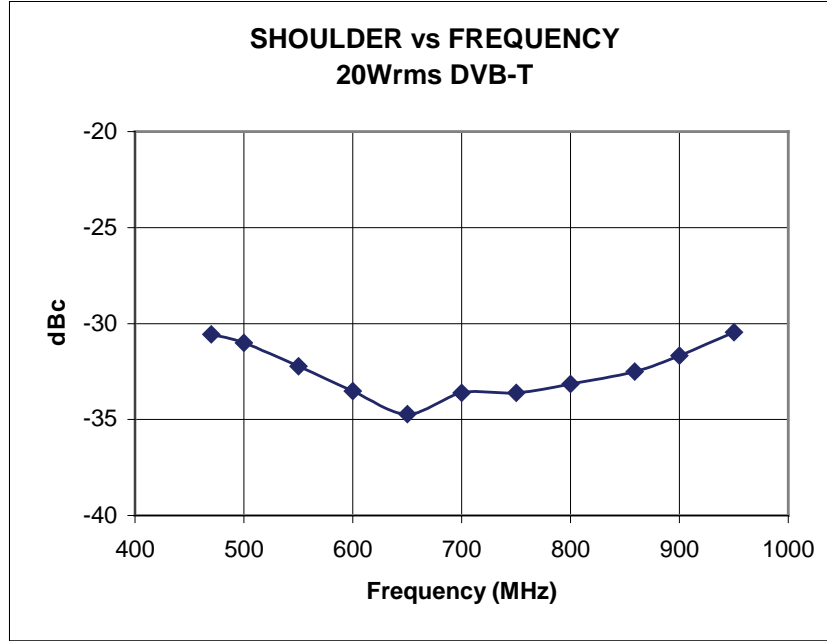
STATUS/ALARMS	NOTES
Enable	ON/STAND BY
RF Faults	ACTIVE if Gain < 6dB referred to nominal
°C max	ACTIVE when RF Thermal Protection is ON
Pin max	ACTIVE when RF Overdrive Protection is ON
VSWR max	ACTIVE if VSWR max Protection is ON
I max	ACTIVE when Current is too high
MEASUREMENTS	
RF in	Input Power in mWrms
RF out	Output Power in Wrms
RF DRV	RF Driver Output in Wrms
RF Heatsink Temperature	Temperature in °C
IDC Driver	Value in A
IDC Final Stage	Value in A
VDC	PS Output Voltage

Self Protections

RF Thermal Protection	
Overdrive	Pin max must be set on the working channel with the used DVB-T signal
VSWR max	VSWR max must be set on the working channel with the used DVB-T signal



UA80-R



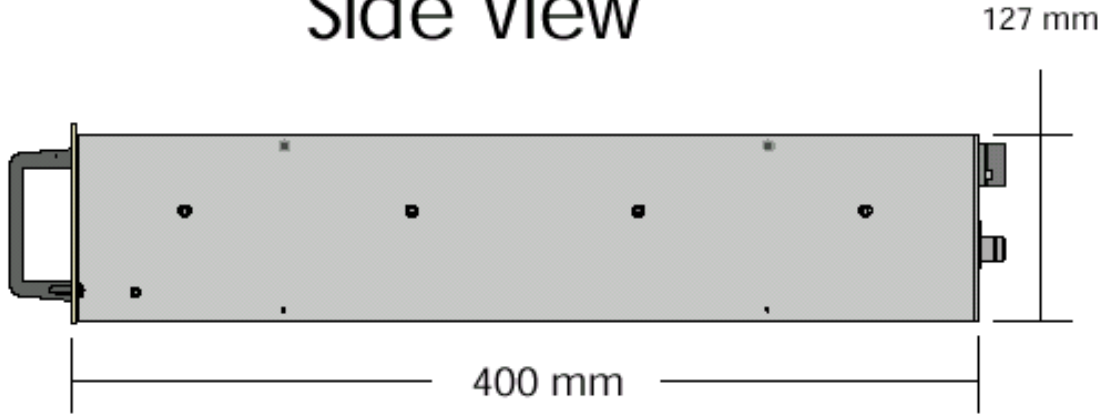
Without precorrection

Note: By the use of UBS DVB-T Modulator Mod. PT8750 + PT8731 option, and the proper precorrection, the UA80-R is able to deliver 20Wrms at better than -36dBc shoulders on all the band.



UA80-R

Side View



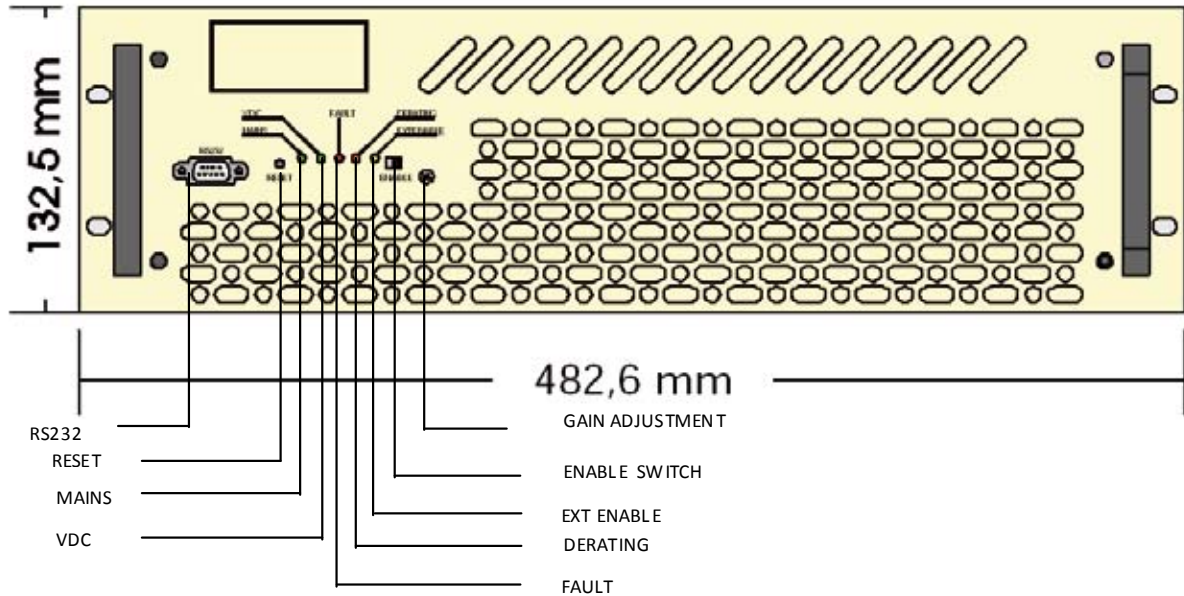
Top View



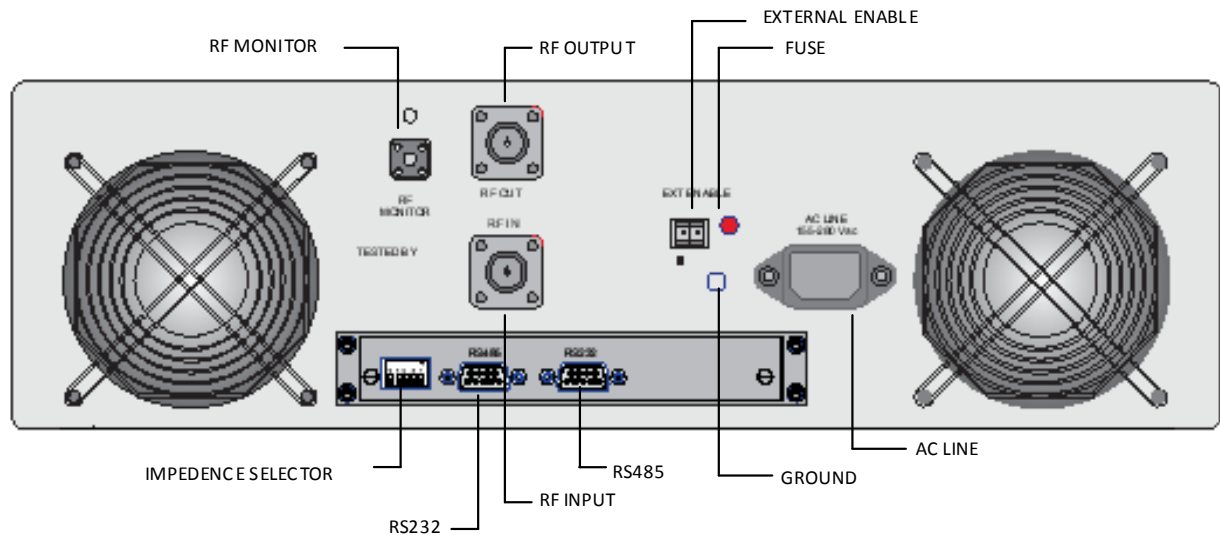


UA80-R

Front Panel



Rear Panel





UA80-R

IMPORTANT NOTICE

ONAIR RESERVE THE RIGHT TO MAKE CHANGES TO THE PRODUCT(S) OR INFORMATION CONTAINED HEREIN WITHOUT NOTICE. ONAIR ASSUMES NO RESPONSIBILITY FOR ANY ERRORS WHICH MAY APPEAR IN THIS DOCUMENT.

WARRANTY INFORMATION APPLICABLE TO THE PRODUCT IDENTIFIED HEREIN IS AVAILABLE UPON REQUEST. NOTHING CONTAINED HEREIN SHALL CONSTITUTE A WARRANTY, REPRESENTATION OR GUARANTEE OF ANY KIND. ONAIR EXPRESSLY DISCLAIMS ALL OTHER WARRANTIES, EXPRESS AND/OR IMPLIED INCLUDING BUT NOT LIMITED TO WARRANTIES OF MERCHANTABILITY, AND OF FITNESS FOR A PARTICULAR PURPOSE, USE OR APPLICATION.

No part of this document may be copied or reproduced in any form or by any means without the prior written consent of Onair.

WARNING

ONAIR PRODUCTS ARE NOT INTENDED FOR USE IN LIFE SUPPORT APPLIANCES, DEVICES OR SYSTEMS. USE OF A ONAIR PRODUCT IN ANY SUCH APPLICATION WITHOUT WRITTEN CONSENT IS PROHIBITED.